



Kingsway ES

Family Survey
Winter 2020



Report created by
Panorama Education



Summary

Topic Description	Results	Comparison
Learning Behaviors Families' perceptions of their child's learning-related behaviors.	56% ▲ 5 since last survey	56% Charlotte County
School Climate Perceptions of the overall social and learning climate of the school.	74% ▼ 2 since last survey	76% Charlotte County

224 responses

Learning Behaviors

Your average

56%

224 responses

Change


▲ 5

since last survey

District average: 56% Charlotte County

How did people respond?

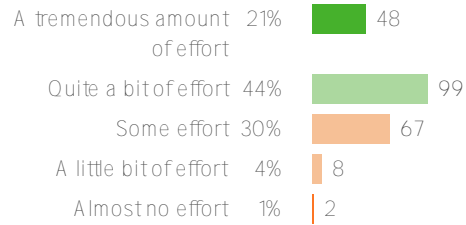
Q.1: How often does your child read for fun?



▲ 5 from last survey

Favorable: 56%

Q.2: How much effort does your child put into school-related tasks?



▲ 0 from last survey

Favorable: 66%

Q.3: How often does your child struggle to get organized for school?

Almost never

▲ 8 from last survey

Favorable: 55%



School Climate

Your average

74%

224 responses

Change

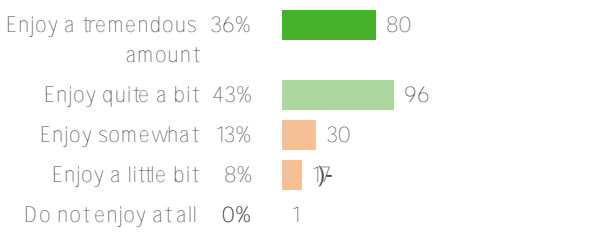
▼ 2

since last survey

District average: 76% Charlotte County

How did people respond?

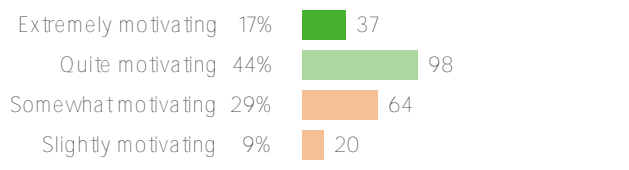
Q.1: To what extent do you think that children enjoy going to your child's school?



▼ 4 from last survey

Favorable: 79%

Q.2: How motivating are the classroom lessons at your child's school?



▼ 6 from last survey

Favorable: 61%

Q.5: How well do administrators at your university

▼ 4 from last survey

Favorable: 77%